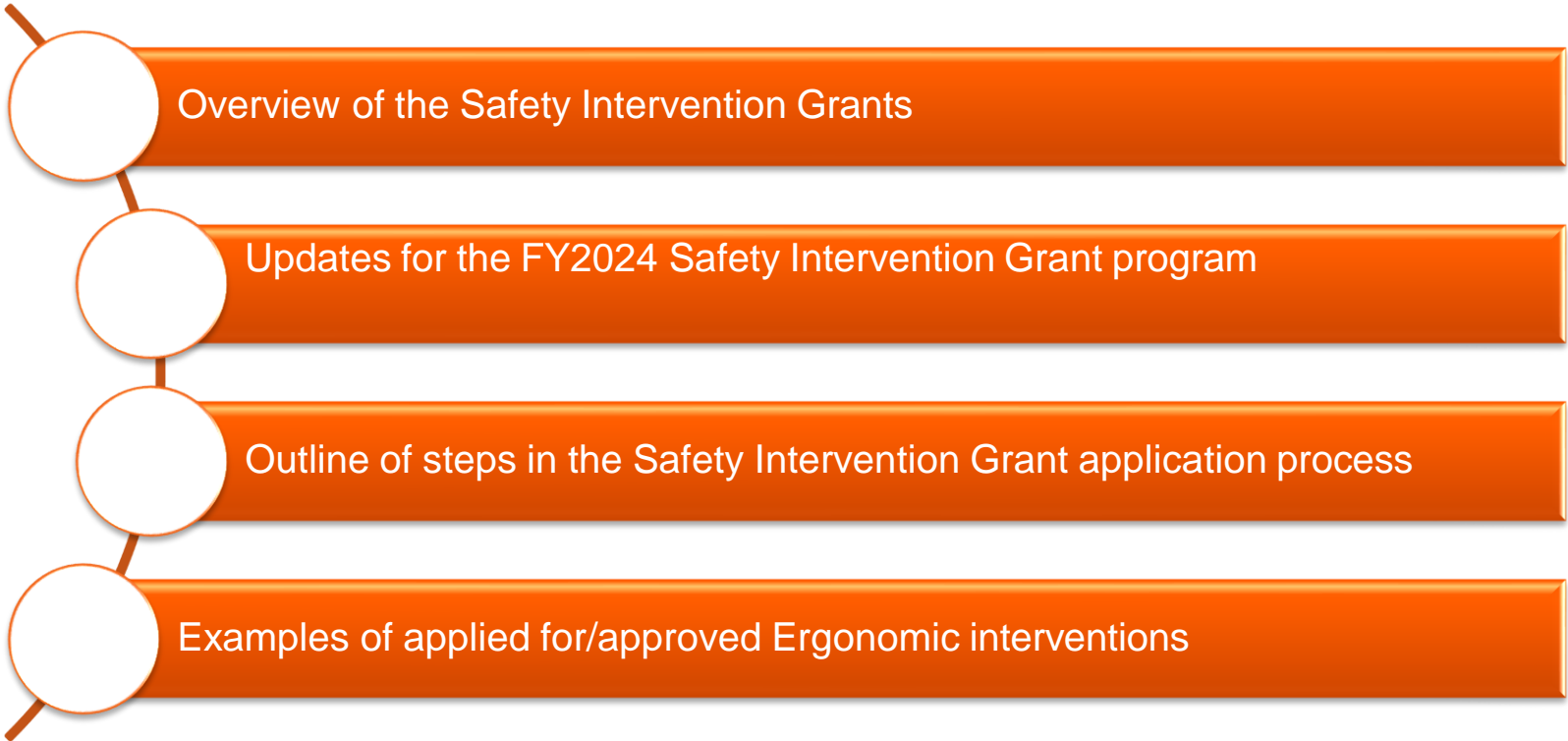


Safety Intervention Grant (SIG) Program

Cheryl Giordano, MS, MBA, CSP, CIE, CLGB
Ergonomics Consultant
513-520-7071

Objectives



Current SIG Program Overview

- \$40k total funds--\$3 to \$1 match
- Reduced the requirement for being in business from two years to one year.
- Changed eligibility cycle to three years for all businesses.
- Limited reporting requirements to a one-year report/case study.
- Added the program to the new grant management portal for online application.

FY2024 SIG Updates

- Since November 1,000+ grants for 20.5 million approved
- Firefighter Exposure to Environmental Elements Grant (FEEEG) now has a 3-year eligibility cycle (up to \$15,000 during cycle).
- School Safety and Security Grant (SSSG) now has a 3-year eligibility cycle (up to \$40,000 during cycle).

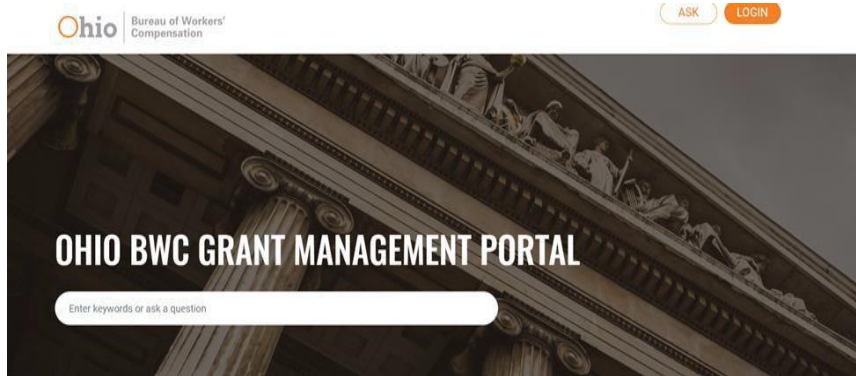
Steps in the SIG application process

Video of the SIG process steps

- Review SIG webpage => Identify your intervention(s)
- Create account in Oracle (Safety Grant Portal) & complete SIG application
- Work with DSH Field Consultant to finalize
- Eligibility & Review Process

Safety Grant Portal - Oracle

Click Login to log on to the Customer Portal



To start, create an account in Oracle, the [Grant Management Portal](#) [Video](#) of steps to create account

Enter your Username and Password

The image shows the login page of the Oracle Grant Management Portal. At the top is the Ohio Bureau of Workers' Compensation logo. Below it is the heading 'Log In' and the instruction 'Please Login To Your Grant Management Portal'. There are two input fields: 'USERNAME' and 'PASSWORD'. Below the password field is an orange 'LOG IN' button. At the bottom, there is a link to 'Create an Account or Create a WSIC Account or Forgot your username or password?'. A note at the very bottom states: 'Note: You cannot use this self-service find username and reset password link if your account is already disabled. Your account will'.

Steps in the SIG application process

- After approval, place purchase order
- Upload receipts (90 days) & proof of payment/implementation date (120 days)
- Work with DSH Consultant to complete post report/assessment
- Complete Case Study 1-year after implementation date

Examples of previous and current SIG interventions

Ergonomic focus





King Pin Puller





















Before – manual keg flip/palletizing



After – mechanical keg flip/palletizing




Carrying ingredients up a ladder



Or, adding ingredients like this



Added Production & Quality Improvements










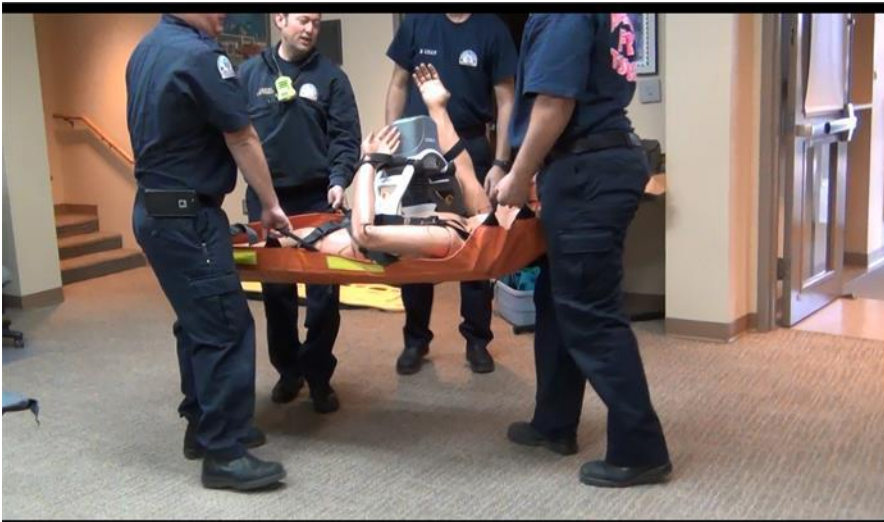


With intervention in place









Questions?

Cheryl Giordano, MS, MBA, CSP, CIE, CLGB
Ergonomics Consultant

513-520-7071

Cheryl.G.12@bwc.ohio.gov